



Bianco Oils

raw wood effect

Primer and final coat

for all interior wood surfaces that are supposed to look
as natural as possible - almost untreated



Natural wood surfaces so that your home becomes an oasis of well-being

Sustainable and ecological building is fully in vogue and an optimal basis for healthy living.

Natural building materials and natural coatings are ideally suited for the home and can be used in a variety of ways. Wood is particularly popular, because more than any other building material, the unique aesthetics of wood convey a feeling of warmth, comfort and security. The individual grain of the wood provides a natural flair and looks noble and timeless in all combinations.

Wood is a renewable building material with very good thermal insulation that contributes to a particularly good indoor climate.



Photo: Niederlöhner Treppenbau Nürnberg

Wood is most beautiful when it appears untreated

In order to enjoy wooden surfaces as long as possible, we treat them with oils, glazes or varnishes that protect the wooden surfaces for a lifetime and keep them beautiful.

Usually, the surface appearance changes when treated with such products and with it the natural flair of the wood.



Photo: Bau-Fritz GmbH & Co. KG Erkheim

BIOFA Bianco Oils

With BIOFA Bianco oils, the natural character of an untreated wood surface is preserved - raw wood effect. They are suitable as primer and final coat for all interior wood surfaces, floors, stairs, furniture surfaces and interior finishing.

Advantages of BIOFA Bianco oils at a glance

- the surface remains „natural“-like after treatment - raw wood effect
- with only two applications, you get a beautiful, hard-wearing and durable surface coating.
- BIOFA Bianco oils are anti-yellowing and UV-protective.

BIOFA Bianco oils in comparison

Bianco Oil 8683

- Raw wood effect
- no intermediate sanding
- padding necessary
- two coats in 2 days
- fully loadable after 7 days
- the treated surfaces are partially repairable
- dirt and water repellent
- open-pored surface
- pleasant, velvety feel
- meets the requirements of the parquet standard DIN EN 14342 DIBt approval no.: Z-157.10-104
- VOC content (50%), renewable and mineral (31%)

Bianco Oil Aqua 8689

- strong raw wood effect
- intermediate sanding necessary
- no padding
- two coats in one day
- fully loadable after two days
- the treated surfaces are not partially repairable
- stain resistant
- closed surface
- hard surface
- fulfils the standards EN 71,3 toy standard and DIN 53160 welding and saliva fastness
- VOC content (5%), renewable and mineral (76%)



Photo: Thymos AG Schweiz 

Bianco oil compared with commercially available reference product

	BIOFA Bianco Oil Aqua 8689	Commercially available reference product, water-based
Ingredients	Binder based on castor oil, rice wax	Acrylic dispersion (no further details)
Share of renewable and mineral raw materials	76 %	no information
VOC	50 g/L (= 5%)	50 g/L
Solids	34%	23 - 25%
Shine 85°	15	30
Drying	1-2 hours, fully resistant after 2 days	1-2 hours, fully resistant after 4-7 days
Hardness at 120 µm	48	21
Yield	12 - 14 m ² /L	12 - 15 m ² /L
Recommended application method	2-3 coats with roller or brush, 1 intermediate sanding	3 coats with roller or brush, 1 intermediate sanding
Test standards, label	EN 71,3 and DIN 53160	EU Ecolabel



Photo: Bau-Fritz GmbH & Co. KG Erkheim

Application of BIOFA Bianco Oil 8683 on untreated surfaces



Primer and finishing coat for wood surfaces - floors, stairs, furniture and interior finishing.

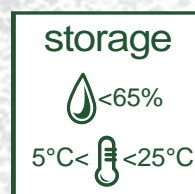
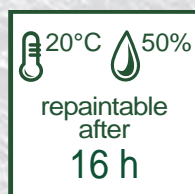
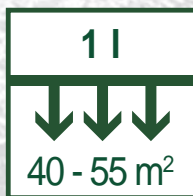

Pre-treatment of the surfaces: The surface must be dry (wood moisture max. 12 %), absorbent, free of dirt and grease, clean with Thinner 0500 if necessary. Remove old coats of paint. Final sanding for floors 120 -150 grit, furniture P 150- 180.

Stir Bianco Oil well and apply thinly and evenly by rolling with a short-pile microfibre roller, brushing or spraying. In the floor area, work with a surface brush or rubber lip. After approx. 5-10 min. use a single-disc machine and a green pad, for small areas use a green hand pad to disperse or pad in the excess. After drying, the surface can be polished with the white pad. To obtain a more durable surface, apply a second coat of Bianco Oil after 16 hours as described above.

Cleaning the working tools: with BIOFA Thinner 0500.

Cleaning: For cleaning floors, we recommend the pH-neutral concentrate BIOFA NACASA Universal Cleaner 4010 and for furniture and interior fittings the ready-to-use BIOFA Household Cleaner Spray 4020, which is also pH-neutral.

Maintenance: For the regular maintenance of floors we recommend the concentrate BIOFA NAPLANA Care Emulsion 2085 or BIOFA NAPLANA Plus anti-slip 2086 and for furniture and interior finishing the ready-to-use BIOFA Wax Care Spray 4030.



Application of BIOFA Bianco Öl Aqua 8689 on untreated surfaces



Primer and finishing coat for wood surfaces - floors, stairs, furniture, interior fittings, as well as interior windows and doors.

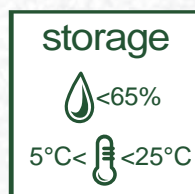


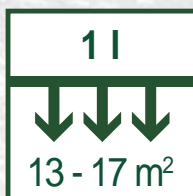

Pre-treatment of the surfaces: The surface must be dry, absorbent and free of dirt and grease. Remove old coats of paint. Final sanding for floors 180-220 grit, final sanding for furniture surfaces 240 grit.

Stir Bianco Oil Aqua well and apply thinly and evenly by rolling with a short-pile microfibre roller, brushing or spraying. The coating is dry after 2 hours and can be sanded after approx. 6 hours. Carry out intermediate sanding with 220-240 mesh. Then apply a second coat. After 2 coats, a hard-wearing and water-repellent surface is achieved. If the surface does not yet have the desired smoothness due to the wood fibre straightening, a third coat of Bianco Oil Aqua can be applied after at least 6 hours of drying and another intermediate sanding.

Cleaning the working tools: with water and BIOFA Brush Cleaner 0600.

Cleaning: For cleaning floors, we recommend the pH-neutral concentrate BIOFA NACASA Universal Cleaner 4010 and for furniture and interior fittings the ready-to-use BIOFA Household Cleaner Spray 4020, which is also pH-neutral.

Maintenance: For the regular maintenance of floors we recommend the concentrate BIOFA NAPLANA Care Emulsion 2085 or BIOFA NAPLANA Plus anti-slip 2086 and for furniture and interior finishing the ready-to-use BIOFA Wax Care Spray 4030.





Refreshing, partial cleaning and repair of surfaces treated with **BIOFA Bianco Oil 8683** treated surfaces

Refreshing:

Clean the surface thoroughly and allow to dry. For large surfaces, generously apply Bianco Oil with a mop and for small surfaces with a lint-free cloth (BIOFA Bamboo Pad Art. No. 038938) and pad dry with a white pad after approx. 15-20 min. exposure time.

Partial cleaning and treatment of scratches:

For light soiling, drizzle Bianco Oil on the affected area, leave to act for a few minutes, then remove with a lint-free cloth and polish dry with a white pad.

For heavier and deeper soiling as well as for small scratches, apply Bianco Oil, let it soak in for 15-20 minutes and, depending on the stubbornness, remove dirt or scratches with a white pad, green pad or P 240 sandpaper with the applied oil in the direction of the grain. Absorb oil and loosened dirt with a lint-free cloth and then polish the surface dry.

Repeat the process if necessary. The wood is now saturated with oil again and protected.



BIOFA 
WOHNGESUND & NACHHALTIG

BIOFA Naturprodukte W. Hahn GmbH
Dobelstr. 22 ♦ D-73087 Bad Boll ♦ T: +49 7164 / 9405 0 ♦
F: +49 7164 / 9405 96 ♦ info@biofa.de ♦ www.biofa-de.com

BIOFA